


# DURA VISION® *Tornado*




L.E.D LIGHT BARS





Dura Vision Tornado light bars. Engineered from anodised aluminium and a high-impact polycarbonate lens, the Tornado light bars are designed to perform in the harshest conditions.

Utilising the latest 10W Cree XML2 LED's and with superior combination optics, the ratio of size to light output is exceptional. The low profile design, along with being supplied with both side and base-mounts, ensures the Tornado can be fitted easily to almost any bar. Tornado bars have proved to stand the test of time and are supported by a 3 year warranty.



PAGE	CONTENTS
4	60W SINGLE BAR
4	100W SINGLE BAR
5	120W SINGLE BAR
5	180W SINGLE BAR
6	260W SINGLE BAR
6	240W DUAL BAR
7	40W DUAL BAR
8	80W DUAL BAR
9	ACCESSORIES

## Ultra Vision Lighting

16 Shepherd Road  
Swan Hill, VIC 3585  
AUSTRALIA

Ph: +61 3 5032 2106

Fax: +61 3 5033 0793

Free Call: 1800 66 55 66

Email: [sales@ultra-vision.com.au](mailto:sales@ultra-vision.com.au)

© Copyright to Ultra Vision Lighting, May 2015

# Tornado

## TORNADO FEATURES



Clear Polycarbonate Lens - Avoid damage to your lamp.




USA Cree XML LED's - Significantly brighter than its predecessor.  
*Up to an extra 100m of light*



L.E.D Optics - 90% Optically Pure for maximum light output



Combo Optics - Euro, Spot & Flood optics to optimise light output




Two Mounting Options Standard - Base & Side



Deutsch Connectors- For waterproof, hassle free connections



Tough Extruded Alloy housing



Easy Mounting - Base mounts can slide along base to suit existing holes



## TORNADO 60W

**3**  
YEARS  
WARRANTY

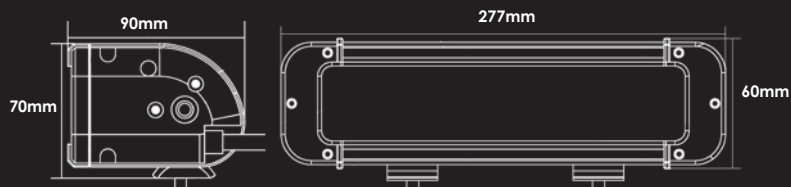


### SPECIFICATIONS

Wattage	60 Watt
Light Source	6 x 10W Cree L.E.D's
Light Output	5700 Lumens
Voltage	9V-48V DC
Current Draw	5A @ 12V
Operating Temp.	-40°C to +80°C
Vibration	15G rms
IP Rating	IP68
Connector Type	Deutsch DT 2 Pin
Housing	Aluminium
Lifespan	50'000 Hours
Net Weight	1.5 kg
Warranty	3 Years

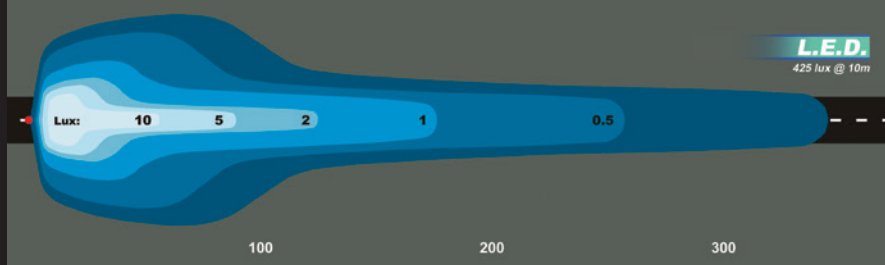
### PART NUMBERS

Combo Beam	DVS106LEDC
------------	------------



### DVS106LED Combo Beam

Recorded with one lamp - distance in metres



## TORNADO 100W

**3**  
YEARS  
WARRANTY

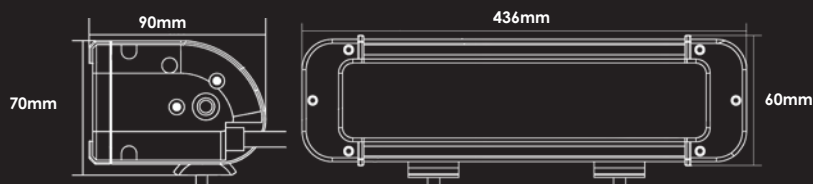


### SPECIFICATIONS

Wattage	100 Watt
Light Source	10 x 10W Cree L.E.D's
Light Output	9500 Lumens
Voltage	9V-48V DC
Current Draw	8.3A @ 12V
Operating Temp.	-40°C to +80°C
Vibration	15G rms
IP Rating	IP68
Connector Type	Deutsch DT 2 Pin
Housing	Aluminium
Lifespan	50'000 Hours
Net Weight	2.4 kg
Warranty	3 Years

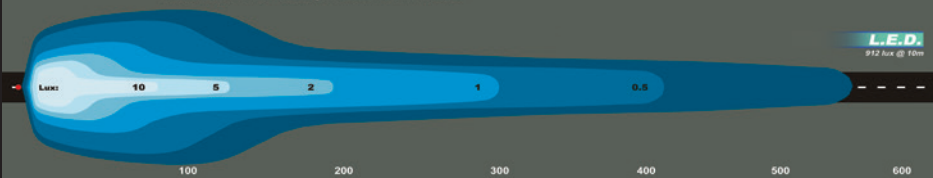
### PART NUMBERS

Combo Beam	DVS110LEDC
------------	------------



### DVS110LED Combo Beam

Recorded with one lamp - distance in metres



## TORNADO 120W

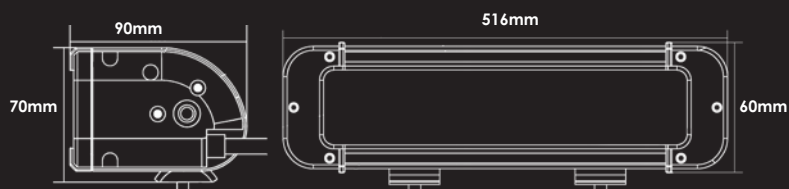


### SPECIFICATIONS

Wattage	120 Watt
Light Source	12 x 10W Cree L.E.D's
Light Output	11400 Lumens
Voltage	9V-48V DC
Current Draw	10A @ 12V
Operating Temp.	-40°C to +80°C
Vibration	15G rms
IP Rating	IP68
Connector Type	Deutsch DT 2 Pin
Housing	Aluminium
Lifespan	50'000 Hours
Net Weight	2.8 kg
Warranty	3 Years

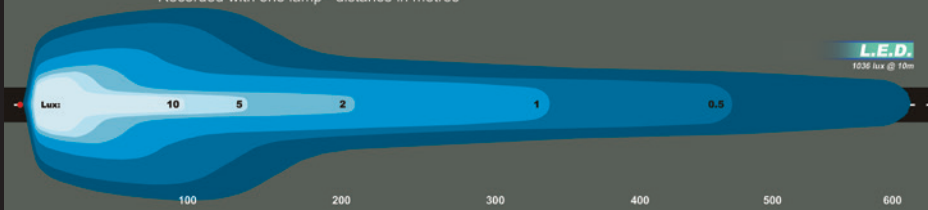
### PART NUMBERS

Combo Beam	DVS112LEDC
------------	------------



### DVS112LED Combo Beam

Recorded with one lamp - distance in metres



## TORNADO 180W

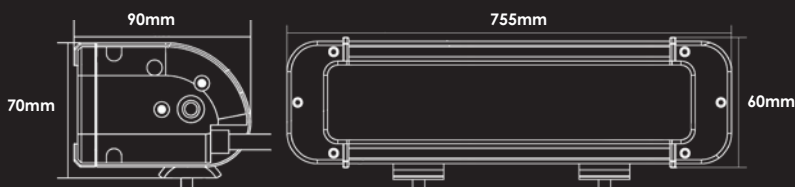


### SPECIFICATIONS

Wattage	180 Watt
Light Source	18 x 10W Cree L.E.D's
Light Output	17100 Lumens
Voltage	9V-48V DC
Current Draw	15A @ 12V
Operating Temp.	-40°C to +80°C
Vibration	15G rms
IP Rating	IP68
Connector Type	Deutsch DT 2 Pin
Housing	Aluminium
Lifespan	50'000 Hours
Net Weight	4.0 kg
Warranty	3 Years

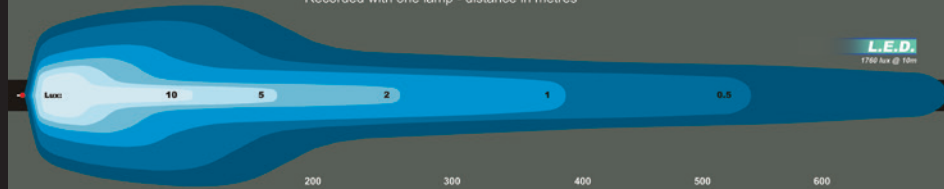
### PART NUMBERS

Euro Beam	DVS118LEDE
-----------	------------



### DVS118LED Combo Beam

Recorded with one lamp - distance in metres



## TORNADO 260W

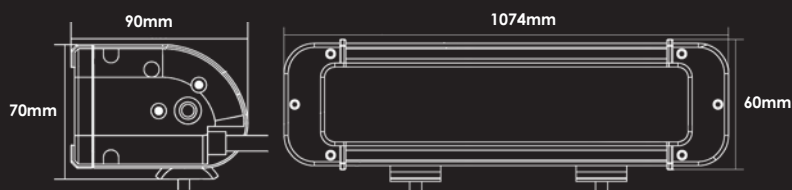


### SPECIFICATIONS

Wattage	260 Watt
Light Source	26 x 10W Cree L.E.D's
Light Output	24700 Lumens
Voltage	9V-48V DC
Current Draw	22A @ 12V
Operating Temp.	-40°C to +80°C
Vibration	15G rms
IP Rating	IP68
Connector Type	Deutsch DT 2 Pin
Housing	Aluminium
Lifespan	50'000 Hours
Net Weight	5.6 kg
Warranty	3 Years

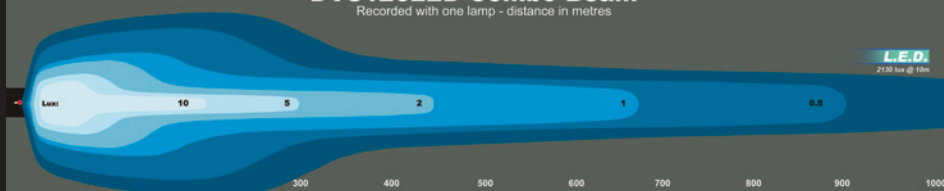
### PART NUMBERS

Combo Beam	DVS126LEDC
------------	------------



### DVS126LED Combo Beam

Recorded with one lamp - distance in metres



## TORNADO DUAL 240W

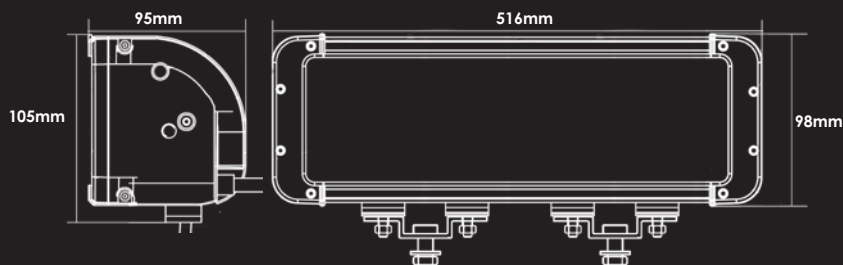


### SPECIFICATIONS

Wattage	240 Watt
Light Source	24 x 10W Cree L.E.D's
Light Output	22800 Lumens
Voltage	9V-48V DC
Current Draw	20A @ 12V
Operating Temp.	-40°C to +80°C
Vibration	15G rms
IP Rating	IP68
Connector Type	Deutsch DT 2 Pin
Housing	Aluminium
Lifespan	50'000 Hours
Net Weight	5.5 kg
Warranty	3 Years

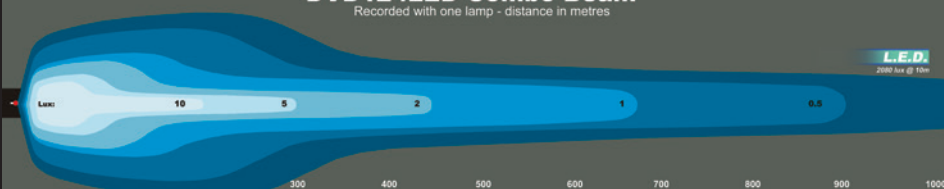
### PART NUMBERS

Combo Beam	DVD124LEDC
------------	------------



### DVD124LED Combo Beam

Recorded with one lamp - distance in metres





## TORNADO DUAL 40W

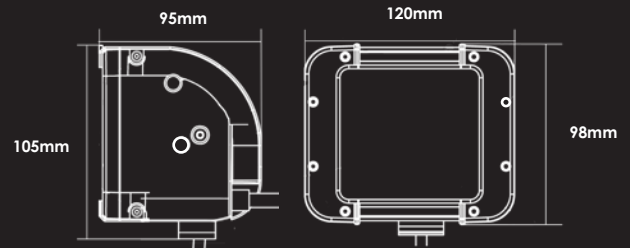


### SPECIFICATIONS

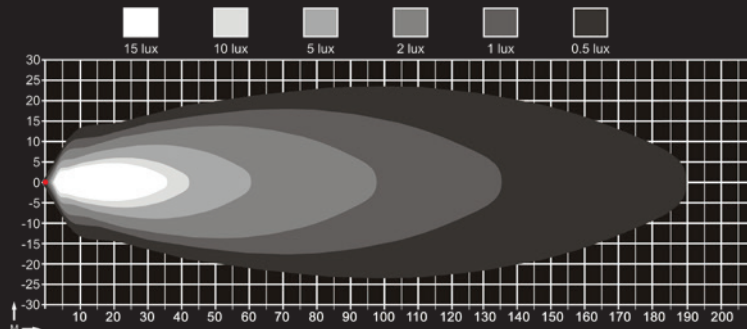
Wattage	40 Watt
Light Source	4 x 10W Cree L.E.D's
Light Output	3800 Lumens
Voltage	9V-48V DC
Current Draw	3.33A @ 12V
Operating Temp.	-40°C to +80°C
Vibration	15G rms
IP Rating	IP68
Connector Type	Deutsch DT 2 Pin
Housing	Die-Cast Alloy
Lens Construction	Polycarbonate
Bracket	Stainless Steel
Lifespan	50'000 Hours
Net Weight	1.0 kg
Mounting Suitable	All Types
Beams Available	Wide Flood & Euro
Warranty	3 Years

### PART NUMBERS

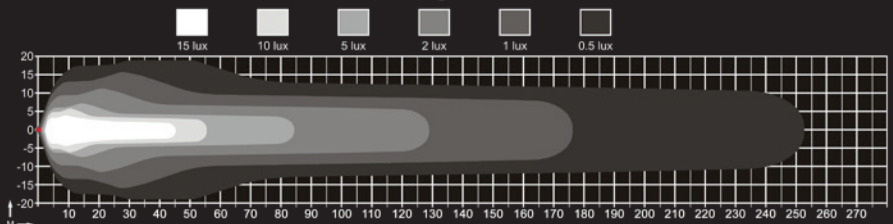
Euro Beam - Black	DVD104LEDEU
Wide Flood - Black	DVD104LEDWF



### DVD104LED - Flood Beam

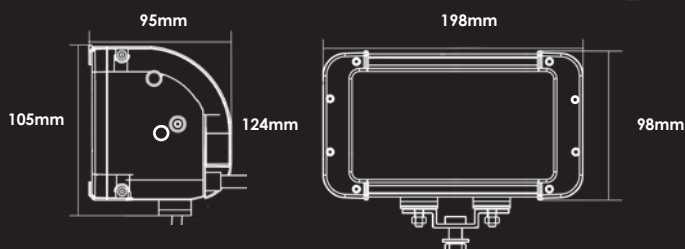


### DVD104LED - Spot Beam





**3**  
YEARS  
WARRANTY



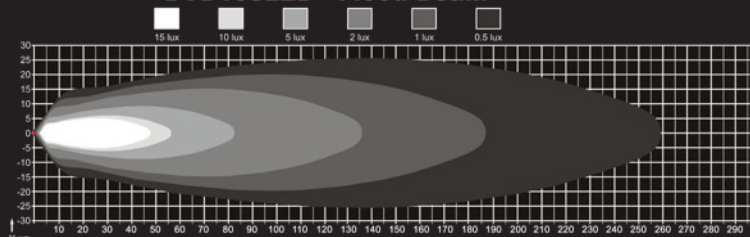
### SPECIFICATIONS

Wattage	80 Watt
Light Source	8 x 10W Cree L.E.D's
Light Output	7600 Lumens
Voltage	9V-48V DC
Current Draw	6.6A @ 12V
Operating Temp.	-40°C to +80°C
Vibration	15G rms
IP Rating	IP68
Connector Type	Deutsch DT 2 Pin
Housing	Die-Cast Alloy
Lens Construction	Polycarbonate
Bracket	Stainless Steel
Lifespan	50'000 Hours
Net Weight	1.65 kg
Mounting Suitable	All Types
Beams Available	Wide Flood & Euro
Warranty	3 Years

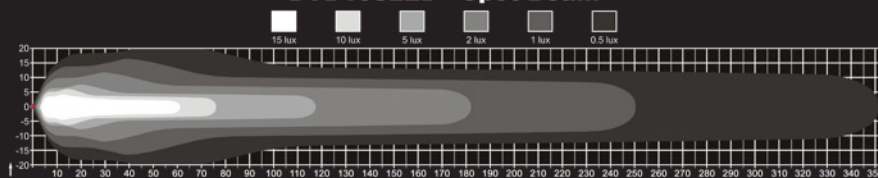
### PART NUMBERS

	Normal Duty	Heavy Duty
Euro Beam	DVD108LEDEU	DVD108LEDEU/HD
Wide Flood	DVD108LEDWF	DVD108LEDWF/HD

### DVD108LED - Flood Beam



### DVD108LED - Spot Beam





## ACCESSORIES

The L.E.D bar mounts are an excellent way to mount a lamp to any round bar. The Universal style is designed to fit any lamp type, and come in three different sizes and two colours. The LED Light bar mount is designed to fasten the Tornado LED Light bars to a tube. These clamps are available in a 6 different sizes catering for a huge range of bar sizes.

### UNIVERSAL TUBE MOUNTS

PART NUMBER	TUBE DIAMETER	COLOUR
PV50BKTS	2" (50mm)	SILVER
PV50BKTB	2" (50mm)	BLACK
PV64BKTS	2.5" (64mm)	SILVER
PV64BKTB	2.5" (64mm)	BLACK
PV76BKTS	3" (76mm)	SILVER
PV76BKTB	3" (76mm)	BLACK



### LED LIGHT BAR TUBE MOUNTS

PART NUMBER	TUBE DIAMETER
DV20BC	20mm
DV25BC	25mm
DV32BC	32mm
DV43BC	43mm
DV45BC	45mm
DV50BC	50mm



### ANTI-THEFT NUTS

Prevent theft of your lamps with our range of anti-theft nuts.

PART NUMBER	THREAD SIZE	LIGHTING RANGE TO SUIT
PV4ATN	M10	NITRO & QUATTRO DRIVING LIGHTS, ATOM 50W, 300/900
PV6ATN	M6	ALL DURA VISION LED LIGHT BARS, ATOM 10W/20W



### WIRING HARNESS

PART NUMBER	VOLTAGE	CONNECTOR
DV12H	12V	1 x Deutsch (2 Pin)
DV24V	24V	1 x Deutsch (2 Pin)



*...built to last*

**WHEN  
PERFORMANCE  
MEANS MORE THAN  
THE BRAND**



**Ultra Vision Lighting**

Free Call: 1800 66 55 66  
[www.ultra-vision.com.au](http://www.ultra-vision.com.au)

Your Local Dealer